

Chain wear indicator

1644/4



Usage



Profiles



[\(/eng/support/warranty\)](#)

Product features

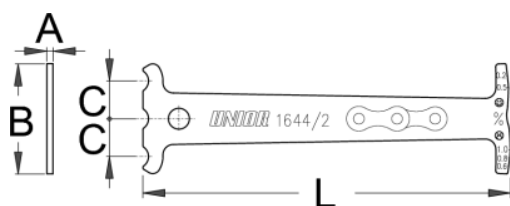
- Made from precision, laser cut steel.

How to use the tool:

- A worn chain shifts poorly and causes undue damage to the sprockets. The tool is a "go, no go" gauge designed to accurately indicate when a chain is worn out.

Important!

- Measurement: from 0 to 0,6% - no chain wear. from 0,7 to 1,2% the chain is worn out and it is necessary to replace it.



617171

L

122,5

A

2

B

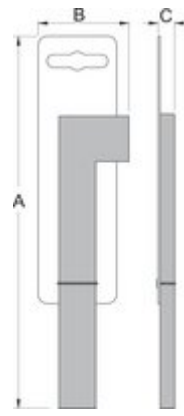
37

C

12,7

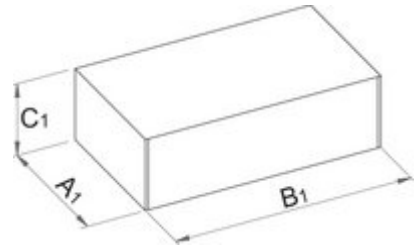


40



Retail packaging

Barcode	MB	MC	MA	Icon
617171	44	4	180	



Transport packaging

Barcode	Icon	TB	TC	TA	Icon
617171	4	177	27	55	180